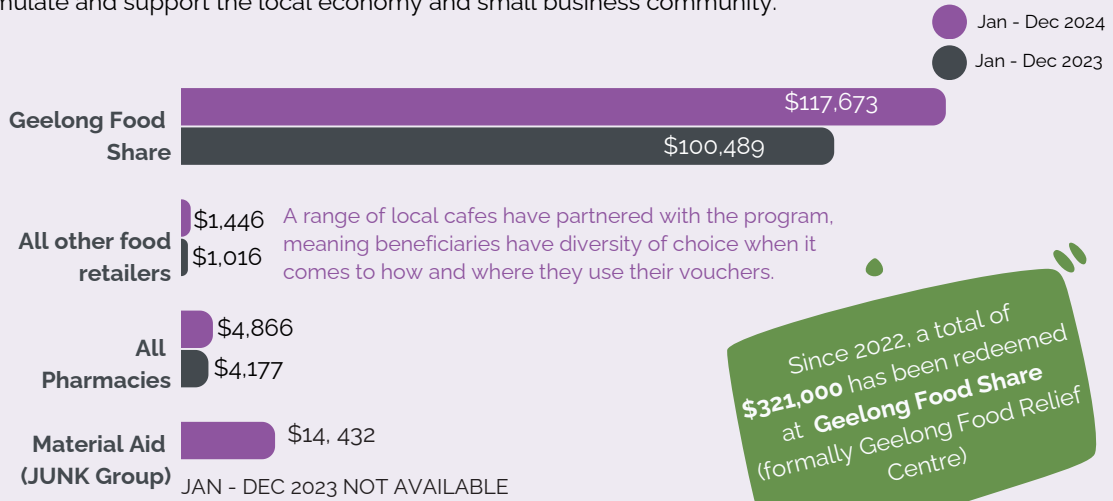


INSIGHTS & IMPACTS

January - December 2024

Use of Vouchers

The Community Choice program directly supports local people and families, but also **benefits the local community in many ways**. Reinvestment into pharmacies, cafes and food outlets also helps to stimulate and support the local economy and small business community.



Since 2022, a total of **\$321,000** has been redeemed at **Geelong Food Share** (formerly Geelong Food Relief Centre)

Over the past 12 months we have provided the community with...

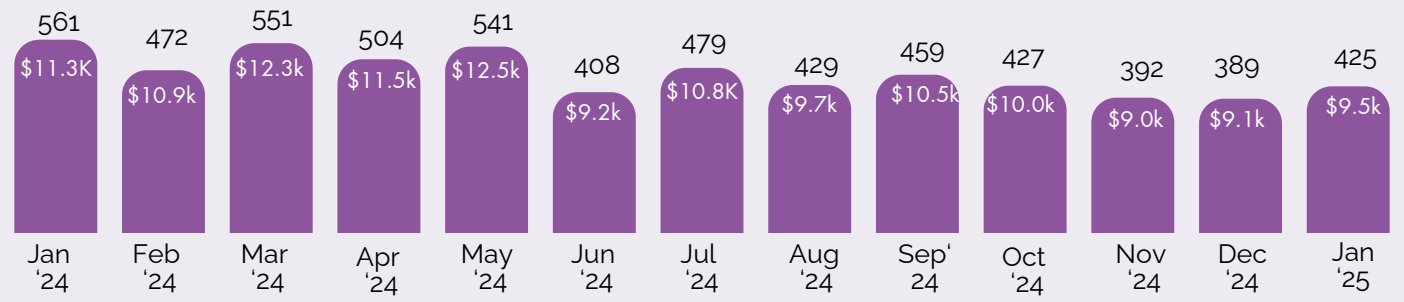


Household Whitegoods purchased with Material Aid vouchers from the JUNK Group:

Over the past 12 months **over \$57,000** worth of household whitegoods and furniture has been provided to community members, as part of the voucher program, including:



Voucher Use across last 12 months



Over the past twelve months **over \$120,000 worth of food and pharmacy vouchers** have been redeemed as part of Give Where You Live's Community Choice program.

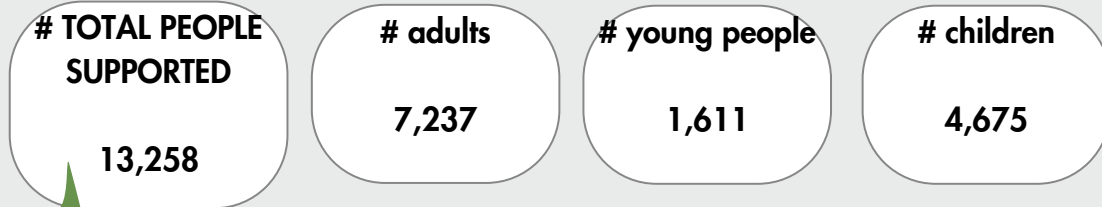
Most community members choose to use their food vouchers at **Geelong Food Share** (formerly the Geelong Food Relief Centre), while many use their pharmacy vouchers at Bull & Owen Pharmacy as well as Pharmacy 4 Less Belmont and Waurin Ponds.

INSIGHTS & IMPACTS

Food & Pharmacy Vouchers

January - December 2024

A total of 6,980 food and pharmacy vouchers have been shared with the community over the past 12 months, supporting many local families...



One voucher, on average, supported 1.9 people

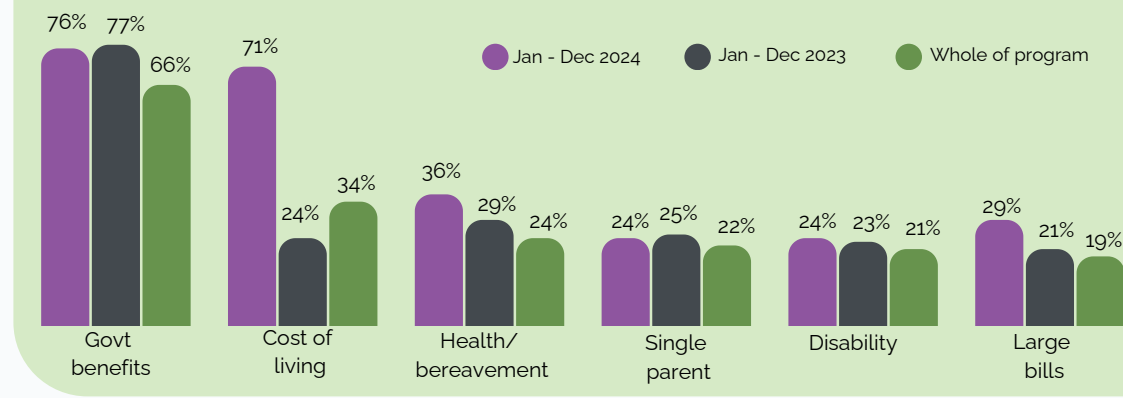
“With the support I've been getting from the Give Where You Live Foundation vouchers, I am now looking forward to the future. Hopefully I can get a job soon and then a two-bedroom house so I can see my son a bit more. I'm looking forward to that. Hopefully I can get a job close by too and just keep living. - Tyler, Community Choice voucher recipient

Who does the program support?

- The majority of those who use the vouchers are **women** (62%)
- Around one in five were aged between **36 and 45 years** (22%)
- Around one third live in **single households** (38%)
- Around half live in either the **3214** or **3219** priority postcodes (49%)

Why are community members seeking vouchers?

The proportion of people seeking support due to **cost of living pressures** has increased significantly throughout 2024. During 2023, 24% of community members who were given vouchers were experiencing challenges due to the rising cost of living, compared to 71% in 2024. Challenges in relation to **health & bereavement** and receiving **large bills** have also increased since 2023.



Who are using the food & pharmacy vouchers?

The profile of community members given vouchers across the last 12 months has changed slightly compared to the profile across the life of the program. Over the last 12 months agencies have reported an increase in those seeking support who are **culturally diverse** and/or **have disability**.

